

**TOWN OF BOZRAH**  
**REVENUE**  
 July 2019 through March 2020

	Jul '19 - Mar 20	Budget	\$ Over Budget	% of Budget
<b>Income</b>				
<b>40000 · TAX COLLECTIONS</b>				
40001 · Taxes, Current	6,128,458.70	6,052,974.00	75,484.70	101.2%
40002 · Taxes, Supplemental MV	42,824.48	35,000.00	7,824.48	122.4%
40003 · Taxes, Back Years	70,878.75	60,000.00	10,878.75	118.1%
40004 · Refund of Taxes	-363.19			
40005 · Taxes, Interest and Lien Fees	43,302.35	50,480.00	-7,177.65	85.8%
42130 · Tax Abatement for Firefighters	0.00	-10,408.00	10,408.00	0.0%
40000 · TAX COLLECTIONS - Other	-90.99			
<b>Total 40000 · TAX COLLECTIONS</b>	<b>6,285,010.10</b>	<b>6,188,046.00</b>	<b>96,964.10</b>	<b>101.6%</b>
<b>41000 · STATE OF CONNECTICUT</b>				
41002 · Town Aid Roads - State of CT	0.00	181,477.00	-181,477.00	0.0%
41004 · LOCIP	-51,316.49	0.00	-51,316.49	100.0%
41005 · State of Connecticut PILOT	3,044.00	3,044.00	0.00	100.0%
41009 · Indian Funds-Pequot & Mohegan	6,095.33	9,143.00	-3,047.67	66.7%
41010 · Veterans Exemption	770.00	2,000.00	-1,230.00	38.5%
41011 · STEAP	0.00	40,000.00	-40,000.00	0.0%
41012 · Education Cost Sharing	603,792.00	1,207,585.00	-603,793.00	50.0%
41013 · Special Education	94,644.00	50,000.00	44,644.00	189.3%
41015 · Transportation (BOE)	0.00	15,975.00	-15,975.00	0.0%
41016 · Teachers Retirement	0.00	-15,000.00	15,000.00	0.0%
41031 · Municipal Revenue Sharing	0.00	138,521.00	-138,521.00	0.0%
41128 · Adult Education	0.00	6,373.00	-6,373.00	0.0%
42111 · State of Connecticut - SECURITY GRANT-FMS	18,456.72			
42115 · Disabled Exemption	355.38	400.00	-44.62	88.8%
42129 · Historic Doc Preservation Grant	5,500.00	4,500.00	1,000.00	122.2%
42132 · Judicial Branch	964.50	900.00	64.50	107.2%
<b>Total 41000 · STATE OF CONNECTICUT</b>	<b>682,305.44</b>	<b>1,644,918.00</b>	<b>-962,612.56</b>	<b>41.5%</b>
<b>42002 · TOWN CLERK FEES</b>				
42003-1 · Dog Licenses and Fees	672.00	1,400.00	-728.00	48.0%
42009 · Pistol Permits	490.00	500.00	-10.00	98.0%
42013 · Copy Machine	1,722.50	1,500.00	222.50	114.8%
42017 · Misc.	762.00	400.00	362.00	190.5%
42021 · Sports Licenses	0.00	1,200.00	-1,200.00	0.0%
42023 · Recording Fees / Conveyance Fee	39,107.97	42,000.00	-2,892.03	93.1%
42075 · Sale of Regulations	20.00	60.00	-40.00	33.3%
42002 · TOWN CLERK FEES - Other	3,501.00			
<b>Total 42002 · TOWN CLERK FEES</b>	<b>46,275.47</b>	<b>47,060.00</b>	<b>-784.53</b>	<b>98.3%</b>
<b>42003 · OTHER LOCAL REVENUES</b>				
41023 · Open Space	10,780.00			
42001 · Telecommun. Grant- ATT Frontier	6,898.19			
42005 · Planning & Zoning Fees	1,860.00	400.00	1,460.00	465.0%
42006 · Building Inspect.	61,233.43	100,000.00	-38,766.57	61.2%
42007 · Solar City PILOT	36,539.00	36,000.00	539.00	101.5%
42008 · Interest on Investments	30,583.69	10,000.00	20,583.69	305.8%
42012 · BL & P PILOT	27,120.00	27,120.00	0.00	100.0%
42015 · Transfer Site Stickers	27,040.47	34,000.00	-6,959.53	79.5%
42016 · Wetlands Fees	0.00	500.00	-500.00	0.0%
42019 · Ambulance Sale	0.00	45,000.00	-45,000.00	0.0%
42020 · Summer Rec Program	3,548.00	5,000.00	-1,452.00	71.0%
42025 · Zoning Board of Appeals	450.00	250.00	200.00	180.0%
42133 · Maple Farms Income	0.00	1,500.00	-1,500.00	0.0%
42200 · Sale of Assets	10,600.00			
44000 · Miscellaneous Revenue -CIRMA; BLASTING	6,247.40			
<b>Total 42003 · OTHER LOCAL REVENUES</b>	<b>222,900.18</b>	<b>259,770.00</b>	<b>-36,869.82</b>	<b>85.8%</b>
<b>Total Income</b>	<b>7,236,491.19</b>	<b>8,139,794.00</b>	<b>-903,302.81</b>	<b>88.9%</b>
<b>Gross Profit</b>	<b>7,236,491.19</b>	<b>8,139,794.00</b>	<b>-903,302.81</b>	<b>88.9%</b>

**TOWN OF BOZRAH  
TREASURER'S REPORT 2019-2020**

<b>INVESTMENT ACCOUNT</b>						
Balance July 2019	<u>Beginning Balance</u>	<u>Deposits</u>	<u>Withdrawal</u>	<u>Interest</u>	<u>Current Balance</u>	
	\$127,138.49	\$543,741.97	\$532,013.67	\$19.82	\$138,886.61	
Balance August 2019	<u>Beginning Balance</u>	<u>Deposits</u>	<u>Withdrawals</u>	<u>Interest</u>	<u>Current Balance</u>	
	\$138,886.61	\$164,267.58	\$207,295.24	\$28.93	\$95,887.88	
Balance September 2019	<u>Beginning Balance</u>	<u>Deposits</u>	<u>Withdrawal</u>	<u>Interest</u>	<u>Current Balance</u>	
	\$95,887.88	\$237,513.86	\$45,897.19	\$20.83	\$287,525.38	
Balance October 2019	<u>Beginning Balance</u>	<u>Deposits</u>	<u>Withdrawal</u>	<u>Interest</u>	<u>Current Balance</u>	
	\$287,525.38	\$670,174.54	\$559,141.72	\$30.24	\$398,588.44	
Balance November 2019	<u>Beginning Balance</u>	<u>Deposits</u>	<u>Withdrawal</u>	<u>Interest</u>	<u>Current Balance</u>	
	\$398,588.44	\$265,312.98	\$435,068.38	\$43.09	\$228,876.13	
Balance December 2019	<u>Beginning Balance</u>	<u>Deposits</u>	<u>Withdrawal</u>	<u>Interest</u>	<u>Current Balance</u>	
	\$228,876.13	\$416,483.28	\$580,515.72	\$22.39	\$64,866.08	
Balance January 2020	<u>Beginning Balance</u>	<u>Deposits</u>	<u>Withdrawal</u>	<u>Interest</u>	<u>Current Balance</u>	
	\$64,866.08	\$1,050,609.87	\$659,095.52	\$38.45	\$456,418.88	
Balance February 2020	<u>Beginning Balance</u>	<u>Deposits</u>	<u>Withdrawal</u>	<u>Interest</u>	<u>Current Balance</u>	
	\$456,418.88	\$560,794.62	\$655,928.88	\$37.07	\$361,321.69	
Balance March 2020	<u>Beginning Balance</u>	<u>Deposits</u>	<u>Withdrawal</u>	<u>Interest</u>	<u>Current Balance</u>	
	\$361,321.69	\$44,084.17	\$328,867.21	\$24.79	\$76,563.44	
<b>TAX COLLECTOR DEPOSITS</b>						
Balance July 2019	<u>Beginning Balance</u>	<u>Deposits</u>	<u>Withdrawal</u>	<u>Interest</u>	<u>Current Balance</u>	
	\$1,121,777.74	\$2,916,721.27	\$1,028,203.86	\$3,220.55	\$3,013,515.70	

**TOWN OF BOZRAH  
TREASURER'S REPORT 2019-2020**

<u>Balance August 2019</u>	<u>Beginning Balance</u>	<u>Deposits</u>	<u>Withdrawals</u>	<u>Interest</u>	<u>Current Balance</u>
	\$3,013,515.70	\$687,024.57	\$301,746.24	\$6,376.96	\$3,405,170.99
<u>Balance September 2019</u>	<u>Beginning Balance</u>	<u>Deposits</u>	<u>Withdrawal</u>	<u>Interest</u>	<u>Current Balance</u>
	\$3,405,170.99	\$83,347.16	\$655,112.56	\$5,921.20	\$2,839,326.79
<u>Balance October 2019</u>	<u>Beginning Balance</u>	<u>Deposits</u>	<u>Withdrawal</u>	<u>Interest</u>	<u>Current Balance</u>
	\$2,839,326.79	\$32,493.29	\$975,000.00	\$4,019.76	\$1,900,839.84
<u>Balance November 2019</u>	<u>Beginning Balance</u>	<u>Deposits</u>	<u>Withdrawal</u>	<u>Interest</u>	<u>Current Balance</u>
	\$1,900,839.84	\$68,527.16	\$250,000.00	\$2,957.40	\$1,722,324.40
<u>Balance December 2019</u>	<u>Beginning Balance</u>	<u>Deposits</u>	<u>Withdrawal</u>	<u>Interest</u>	<u>Current Balance</u>
	\$1,722,324.40	\$399,338.18	\$550,344.93	\$2,573.39	\$1,573,891.04
<u>Balance January 2020</u>	<u>Beginning Balance</u>	<u>Deposits</u>	<u>Withdrawal</u>	<u>Interest</u>	<u>Current Balance</u>
	\$1,573,891.04	\$1,562,799.15	\$1,167,824.00	\$2,036.30	\$1,970,902.49
<u>Balance February 2020</u>	<u>Beginning Balance</u>	<u>Deposits</u>	<u>Withdrawal</u>	<u>Interest</u>	<u>Current Balance</u>
	\$1,970,902.49	\$473,777.95	\$450,091.00	\$3,023.94	\$1,997,613.38
<u>Balance March 2020</u>	<u>Beginning Balance</u>	<u>Deposits</u>	<u>Withdrawal</u>	<u>Interest</u>	<u>Current Balance</u>
	\$1,997,613.38	\$62,268.13	\$303,424.10	\$2,386.52	\$1,758,843.93
<b>CHECKING ACCOUNT</b>					
<u>Balance July 2019</u>	<u>Beginning Balance</u>	<u>Deposits</u>	<u>Withdrawal</u>	<u>Interest</u>	<u>Current Balance</u>
	\$96,093.18	\$950,105.75	\$862,812.37	\$22.22	\$183,408.78
<u>Balance August 2019</u>	<u>Beginning Balance</u>	<u>Deposits</u>	<u>Withdrawals</u>	<u>Interest</u>	<u>Current Balance</u>
	\$183,408.78	\$150,035.50	\$291,869.51	\$19.77	\$41,594.54
<u>Balance September 2019</u>	<u>Beginning Balance</u>	<u>Deposits</u>	<u>Withdrawal</u>	<u>Interest</u>	<u>Current Balance</u>
	\$41,594.54	\$200,114.00	\$142,875.54	\$16.53	\$98,849.53

**TOWN OF BOZRAH  
TREASURER'S REPORT 2019-2020**

Balance October 2019	<u>Beginning Balance</u>	<u>Deposits</u>	<u>Withdrawal</u>	<u>Interest</u>	<u>Current Balance</u>
	\$98,849.53	\$925,083.75	\$894,765.78	\$57.01	\$129,224.51
Balance November 2019	<u>Beginning Balance</u>	<u>Deposits</u>	<u>Withdrawal</u>	<u>Interest</u>	<u>Current Balance</u>
	\$129,224.51	\$175,069.50	\$227,774.11	\$11.29	\$76,531.19
Balance December 2019	<u>Beginning Balance</u>	<u>Deposits</u>	<u>Withdrawal</u>	<u>Interest</u>	<u>Current Balance</u>
	\$76,531.19	\$350,051.25	\$353,145.36	\$23.11	\$73,460.19
Balance January 2020	<u>Beginning Balance</u>	<u>Deposits</u>	<u>Withdrawal</u>	<u>Interest</u>	<u>Current Balance</u>
	\$73,460.19	\$867,608.75	\$550,007.54	\$50.64	\$391,112.04
Balance February 2020	<u>Beginning Balance</u>	<u>Deposits</u>	<u>Withdrawal</u>	<u>Interest</u>	<u>Current Balance</u>
	\$391,112.04	\$400,055.50	\$660,678.34	\$28.37	\$130,517.57
Balance March 2020	<u>Beginning Balance</u>	<u>Deposits</u>	<u>Withdrawal</u>	<u>Interest</u>	<u>Current Balance</u>
	\$130,517.57	\$325,042.50	\$379,478.00	\$25.28	\$76,107.35
<b>CAPITAL RESERVE</b>					
Balance July 2019	<u>Beginning Balance</u>	<u>Deposits</u>	<u>Withdrawal</u>	<u>Interest</u>	<u>Current Balance</u>
	\$71,324.18	\$0.00	\$0.00	\$12.90	\$71,337.08
Balance August 2019	<u>Beginning Balance</u>	<u>Deposits</u>	<u>Withdrawals</u>	<u>Interest</u>	<u>Current Balance</u>
	\$71,337.08	\$0.00	\$0.00	\$11.73	\$71,348.81
Balance September 2019	<u>Beginning Balance</u>	<u>Deposits</u>	<u>Withdrawal</u>	<u>Interest</u>	<u>Current Balance</u>
	\$71,348.81	\$0.00	\$0.00	\$12.12	\$71,360.93
Balance October 2019	<u>Beginning Balance</u>	<u>Deposits</u>	<u>Withdrawal</u>	<u>Interest</u>	<u>Current Balance</u>
	\$71,360.93	\$0.00	\$0.00	\$12.12	\$71,373.05
Balance November 2019	<u>Beginning Balance</u>	<u>Deposits</u>	<u>Withdrawal</u>	<u>Interest</u>	<u>Current Balance</u>
	\$71,373.05	\$0.00	\$0.00	\$11.34	\$71,384.39

**TOWN OF BOZRAH  
TREASURER'S REPORT 2019-2020**

<u>Balance December 2019</u>	<u>Beginning Balance</u>	<u>Deposits</u>	<u>Withdrawal</u>	<u>Interest</u>	<u>Current Balance</u>
	\$71,384.39	\$0.00	\$0.00	\$12.52	\$71,396.91
<u>Balance January 2020</u>	<u>Beginning Balance</u>	<u>Deposits</u>	<u>Withdrawal</u>	<u>Interest</u>	<u>Current Balance</u>
	\$71,396.91	\$0.00	\$0.00	\$12.10	\$71,409.01
<u>Balance February 2020</u>	<u>Beginning Balance</u>	<u>Deposits</u>	<u>Withdrawal</u>	<u>Interest</u>	<u>Current Balance</u>
	\$71,409.01	\$0.00	\$0.00	\$10.93	\$71,419.94
<u>Balance March 2020</u>	<u>Beginning Balance</u>	<u>Deposits</u>	<u>Withdrawal</u>	<u>Interest</u>	<u>Current Balance</u>
	\$71,419.94	\$0.00	\$0.00	\$12.49	\$71,432.43
<b>OPEN SPACE</b>					
<u>Balance July 2019</u>	<u>Beginning Balance</u>	<u>Deposits</u>	<u>Withdrawal</u>	<u>Interest</u>	<u>Current Balance</u>
	\$19,552.27	\$0.00	\$0.00	\$3.54	\$19,555.81
<u>Balance August 2019</u>	<u>Beginning Balance</u>	<u>Deposits</u>	<u>Withdrawals</u>	<u>Interest</u>	<u>Current Balance</u>
	\$19,555.81	\$0.00	\$0.00	\$3.21	\$19,559.02
<u>Balance September 2019</u>	<u>Beginning Balance</u>	<u>Deposits</u>	<u>Withdrawal</u>	<u>Interest</u>	<u>Current Balance</u>
	\$19,559.02	\$0.00	\$0.00	\$3.32	\$19,562.34
<u>Balance October 2019</u>	<u>Beginning Balance</u>	<u>Deposits</u>	<u>Withdrawal</u>	<u>Interest</u>	<u>Current Balance</u>
	\$19,562.34	\$0.00	\$0.00	\$3.32	\$19,565.66
<u>Balance November 2019</u>	<u>Beginning Balance</u>	<u>Deposits</u>	<u>Withdrawal</u>	<u>Interest</u>	<u>Current Balance</u>
	\$19,565.66	\$10,780.00	\$0.00	\$4.11	\$30,349.77
<u>Balance December 2019</u>	<u>Beginning Balance</u>	<u>Deposits</u>	<u>Withdrawal</u>	<u>Interest</u>	<u>Current Balance</u>
	\$30,349.77	\$0.00	\$0.00	\$5.32	\$30,355.09
<u>Balance January 2020</u>	<u>Beginning Balance</u>	<u>Deposits</u>	<u>Withdrawal</u>	<u>Interest</u>	<u>Current Balance</u>
	\$30,355.09	\$0.00	\$0.00	\$5.14	\$30,360.23

TOWN BOZRAH  
TREASURER'S REPORT 2019-2020

Balance February 2020	<u>Beginning Balance</u>	<u>Deposits</u>	<u>Withdrawal</u>	<u>Interest</u>	<u>Current Balance</u>
	\$30,360.23	\$0.00	\$0.00	\$4.65	\$30,364.88
Balance March 2020	<u>Beginning Balance</u>	<u>Deposits</u>	<u>Withdrawal</u>	<u>Interest</u>	<u>Current Balance</u>
	\$30,364.88	\$6,671.10	\$0.00	\$6.26	\$37,042.24
<b>FMS PAYROLL</b>					
Balance July 2019	<u>Beginning Balance</u>	<u>Deposits</u>	<u>Withdrawal</u>	<u>Interest</u>	<u>Current Balance</u>
	\$4,724.25	\$51,359.59	\$74,704.91	\$0.66	-\$18,620.41
Balance August 2019	<u>Beginning Balance</u>	<u>Deposits</u>	<u>Withdrawals</u>	<u>Interest</u>	<u>Current Balance</u>
	-\$18,620.41	\$156,130.67	\$132,182.00	\$1.14	\$5,329.40
Balance September 2019	<u>Beginning Balance</u>	<u>Deposits</u>	<u>Withdrawal</u>	<u>Interest</u>	<u>Current Balance</u>
	\$5,329.40	\$256,946.97	\$257,142.38	\$2.10	\$5,136.09
Balance October 2019	<u>Beginning Balance</u>	<u>Deposits</u>	<u>Withdrawal</u>	<u>Interest</u>	<u>Current Balance</u>
	\$5,136.09	\$226,252.91	\$211,862.10	\$1.42	\$19,528.32
Balance November 2019	<u>Beginning Balance</u>	<u>Deposits</u>	<u>Withdrawal</u>	<u>Interest</u>	<u>Current Balance</u>
	\$19,528.32	\$225,345.67	\$225,480.94	\$1.62	\$19,394.67
Balance December 2019	<u>Beginning Balance</u>	<u>Deposits</u>	<u>Withdrawal</u>	<u>Interest</u>	<u>Current Balance</u>
	\$19,394.67	\$307,028.20	\$306,704.00	\$0.77	\$19,719.64
Balance January 2020	<u>Beginning Balance</u>	<u>Deposits</u>	<u>Withdrawal</u>	<u>Interest</u>	<u>Current Balance</u>
	\$19,719.64	\$229,578.75	\$248,799.17	\$0.91	\$500.13
Balance February 2020	<u>Beginning Balance</u>	<u>Deposits</u>	<u>Withdrawal</u>	<u>Interest</u>	<u>Current Balance</u>
	\$500.13	\$211,320.21	\$211,513.76	\$1.31	\$307.89
Balance March 2020	<u>Beginning Balance</u>	<u>Deposits</u>	<u>Withdrawal</u>	<u>Interest</u>	<u>Current Balance</u>
	\$307.89	\$242,461.34	\$242,459.39	\$0.56	\$310.40

**TOWN BOZRAH**  
**TREASURER'S REPORT 2019-2020**

<b>TOWN PAYROLL</b>						
Balance July 2019	<u>Beginning Balance</u>	<u>Deposits</u>	<u>Withdrawal</u>	<u>Interest</u>	<u>Current Balance</u>	
	\$1,639.40	\$76,730.90	\$77,599.80	\$0.22	\$770.72	
Balance August 2019	<u>Beginning Balance</u>	<u>Deposits</u>	<u>Withdrawals</u>	<u>Interest</u>	<u>Current Balance</u>	
	\$770.72	\$53,976.37	\$54,072.00	\$0.19	\$675.28	
Balance September 2019	<u>Beginning Balance</u>	<u>Deposits</u>	<u>Withdrawal</u>	<u>Interest</u>	<u>Current Balance</u>	
	\$675.28	\$52,012.66	\$52,086.16	\$0.18	\$601.96	
Balance October 2019	<u>Beginning Balance</u>	<u>Deposits</u>	<u>Withdrawal</u>	<u>Interest</u>	<u>Current Balance</u>	
	\$601.96	\$62,275.83	\$61,703.72	\$0.13	\$1,174.20	
Balance November 2019	<u>Beginning Balance</u>	<u>Deposits</u>	<u>Withdrawal</u>	<u>Interest</u>	<u>Current Balance</u>	
	\$1,174.20	\$52,327.27	\$51,069.34	\$0.24	\$2,432.37	
Balance December 2019	<u>Beginning Balance</u>	<u>Deposits</u>	<u>Withdrawal</u>	<u>Interest</u>	<u>Current Balance</u>	
	\$2,432.37	\$81,590.89	\$77,928.05	\$0.63	\$6,095.84	
Balance January 2020	<u>Beginning Balance</u>	<u>Deposits</u>	<u>Withdrawal</u>	<u>Interest</u>	<u>Current Balance</u>	
	\$6,095.84	\$36,290.98	\$40,559.43	\$0.52	\$1,827.91	
Balance February 2020	<u>Beginning Balance</u>	<u>Deposits</u>	<u>Withdrawal</u>	<u>Interest</u>	<u>Current Balance</u>	
	\$1,827.91	\$50,715.24	\$50,392.49	\$0.21	\$2,150.87	
Balance March 2020	<u>Beginning Balance</u>	<u>Deposits</u>	<u>Withdrawal</u>	<u>Interest</u>	<u>Current Balance</u>	
	\$2,150.87	\$69,956.86	\$49,793.15	\$0.38	\$22,314.96	
<b>MEMORIAL DAY PARADE</b>						
Balance July 2019	<u>Beginning Balance</u>	<u>Deposits</u>	<u>Withdrawal</u>	<u>Interest</u>	<u>Current Balance</u>	
	\$4,139.73	\$30.00	\$0.00	\$0.38	\$4,170.11	
Balance August 2019	<u>Beginning Balance</u>	<u>Deposits</u>	<u>Withdrawals</u>	<u>Interest</u>	<u>Current Balance</u>	
	\$4,170.11	\$0.00	\$0.00	\$0.34	\$4,170.45	

Balance September 2019	<u>Beginning Balance</u>	<u>Deposits</u>	<u>Withdrawal</u>	<u>Interest</u>	<u>Current Balance</u>
	\$4,170.45	\$0.00	\$0.00	\$0.35	\$4,170.80
Balance October 2019	<u>Beginning Balance</u>	<u>Deposits</u>	<u>Withdrawal</u>	<u>Interest</u>	<u>Current Balance</u>
	\$4,170.80	\$0.00	\$0.00	\$0.35	\$4,171.15
Balance November 2019	<u>Beginning Balance</u>	<u>Deposits</u>	<u>Withdrawal</u>	<u>Interest</u>	<u>Current Balance</u>
	\$4,171.15	\$0.00	\$0.00	\$0.33	\$4,171.48
Balance December 2019	<u>Beginning Balance</u>	<u>Deposits</u>	<u>Withdrawal</u>	<u>Interest</u>	<u>Current Balance</u>
	\$4,171.48	\$0.00	\$0.00	\$0.37	\$4,171.85
Balance January 2020	<u>Beginning Balance</u>	<u>Deposits</u>	<u>Withdrawal</u>	<u>Interest</u>	<u>Current Balance</u>
	\$4,171.85	\$0.00	\$0.00	\$0.35	\$4,172.20
Balance February 2020	<u>Beginning Balance</u>	<u>Deposits</u>	<u>Withdrawal</u>	<u>Interest</u>	<u>Current Balance</u>
	\$4,172.20	\$0.00	\$0.00	\$0.32	\$4,172.52
Balance March 2020	<u>Beginning Balance</u>	<u>Deposits</u>	<u>Withdrawal</u>	<u>Interest</u>	<u>Current Balance</u>
	\$4,172.52	\$0.00	\$0.00	\$0.36	\$4,172.88
<b>MAPLES FARM</b>					
Balance July 2019	<u>Beginning Balance</u>	<u>Deposits</u>	<u>Withdrawal</u>	<u>Interest</u>	<u>Current Balance</u>
	\$15,130.74	\$751.26	\$749.00	\$1.39	\$15,134.39
Balance August 2019	<u>Beginning Balance</u>	<u>Deposits</u>	<u>Withdrawals</u>	<u>Interest</u>	<u>Current Balance</u>
	\$15,134.39	\$504.75	\$1,242.50	\$1.23	\$14,397.87
Balance September 2019	<u>Beginning Balance</u>	<u>Deposits</u>	<u>Withdrawal</u>	<u>Interest</u>	<u>Current Balance</u>
	\$14,397.87	\$1,446.27	\$600.00	\$1.24	\$15,245.38
Balance October 2019	<u>Beginning Balance</u>	<u>Deposits</u>	<u>Withdrawal</u>	<u>Interest</u>	<u>Current Balance</u>
	\$15,245.38	\$572.31	\$510.71	\$1.29	\$15,308.27



TOWN BOZRAH  
TREASURER'S REPORT 2019-2020

Balance November 2019	<u>Beginning Balance</u>	<u>Deposits</u>	<u>Withdrawal</u>	<u>Interest</u>	<u>Current Balance</u>
	\$15,308.27	\$240.31	\$210.00	\$1.22	\$15,339.80
Balance December 2019	<u>Beginning Balance</u>	<u>Deposits</u>	<u>Withdrawal</u>	<u>Interest</u>	<u>Current Balance</u>
	\$15,339.80	\$48.25		\$1.35	\$15,389.40
Balance January 2020	<u>Beginning Balance</u>	<u>Deposits</u>	<u>Withdrawal</u>	<u>Interest</u>	<u>Current Balance</u>
	\$15,389.40	\$215.73	\$0.00	\$1.31	\$15,606.44
Balance February 2020	<u>Beginning Balance</u>	<u>Deposits</u>	<u>Withdrawal</u>	<u>Interest</u>	<u>Current Balance</u>
	\$15,606.44	\$264.59	\$204.00	\$1.20	\$15,668.23
Balance March 2020	<u>Beginning Balance</u>	<u>Deposits</u>	<u>Withdrawal</u>	<u>Interest</u>	<u>Current Balance</u>
	\$15,668.23	\$71.91	\$0.00	\$1.38	\$15,741.52
<b>ROUTE 82 WATER MAIN EXT</b>					
Balance July 2019	<u>Beginning Balance</u>	<u>Deposits</u>	<u>Withdrawal</u>	<u>Interest</u>	<u>Current Balance</u>
	\$1,700,000.00	\$0.00	\$0.00	\$2,861.12	\$1,702,861.12
Balance August 2019	<u>Beginning Balance</u>	<u>Deposits</u>	<u>Withdrawals</u>	<u>Interest</u>	<u>Current Balance</u>
	\$1,702,861.12	\$0.00	\$0.00	\$2,773.41	\$1,705,634.53
Balance September 2019	<u>Beginning Balance</u>	<u>Deposits</u>	<u>Withdrawal</u>	<u>Interest</u>	<u>Current Balance</u>
	\$1,705,634.53	\$0.00	\$25,025.00	\$2,850.23	\$1,683,459.76
Balance October 2019	<u>Beginning Balance</u>	<u>Deposits</u>	<u>Withdrawal</u>	<u>Interest</u>	<u>Current Balance</u>
	\$1,683,459.76	\$0.00	\$500.00	\$2,833.23	\$1,685,792.99
Balance November 2019	<u>Beginning Balance</u>	<u>Deposits</u>	<u>Withdrawal</u>	<u>Interest</u>	<u>Current Balance</u>
	\$1,685,792.99	\$0.00	\$0.00	\$2,654.02	\$1,688,447.01
Balance December 2019	<u>Beginning Balance</u>	<u>Deposits</u>	<u>Withdrawal</u>	<u>Interest</u>	<u>Current Balance</u>
	\$1,688,447.01	\$0.00	\$0.00	\$2,933.42	\$1,691,380.43

TOWN BOZRAH  
TREASURER'S REPORT 2019-2020

Balance January 2020	<u>Beginning Balance</u> \$1,691,380.43	<u>Deposits</u> \$0.00	<u>Withdrawal</u> \$1,470,000.00	<u>Interest</u> \$1,406.73	<u>Current Balance</u> \$222,787.16
Balance February 2020	<u>Beginning Balance</u> \$222,787.16	<u>Deposits</u> \$0.00	<u>Withdrawal</u> \$2,900.00	<u>Interest</u> \$335.99	<u>Current Balance</u> \$220,223.15
Balance March 2020	<u>Beginning Balance</u> \$220,223.15	<u>Deposits</u> \$0.00	<u>Withdrawal</u> \$0.00	<u>Interest</u> \$381.56	<u>Current Balance</u> \$220,604.71
<b>ROUTE 82 WATER MAIN EXT</b>					
Balance September 2019	<u>Beginning Balance</u> \$0.00	<u>Deposits</u> \$25,025.00	<u>Withdrawal</u> \$25,000.00	<u>Interest</u> \$0.00	<u>Current Balance</u> \$25.00
Balance October 2019	<u>Beginning Balance</u> \$25.00	<u>Deposits</u> \$500.00	<u>Withdrawal</u> \$0.00	<u>Interest</u> \$0.00	<u>Current Balance</u> \$525.00
Balance November 2019	<u>Beginning Balance</u> \$525.00	<u>Deposits</u> \$0.00	<u>Withdrawal</u> \$0.00	<u>Interest</u> \$0.00	<u>Current Balance</u> \$525.00
Balance December 2019	<u>Beginning Balance</u> \$525.00	<u>Deposits</u> \$0.00	<u>Withdrawal</u> \$0.00	<u>Interest</u> \$0.00	<u>Current Balance</u> \$525.00
Balance January 2020	<u>Beginning Balance</u> \$525.00	<u>Deposits</u> \$0.00	<u>Withdrawal</u> \$0.00	<u>Interest</u> \$0.00	<u>Current Balance</u> \$525.00
Balance February 2020	<u>Beginning Balance</u> \$525.00	<u>Deposits</u> \$2,900.00	<u>Withdrawal</u> \$2,945.00	<u>Interest</u> \$0.00	<u>Current Balance</u> \$480.00
Balance March 2020	<u>Beginning Balance</u> \$480.00	<u>Deposits</u> \$0.00	<u>Withdrawal</u> \$0.00	<u>Interest</u> \$0.00	<u>Current Balance</u> \$480.00

<b>Terminal / Batch</b>	
Terminal	85
Batch	788

Cash	0.00	0
Check	141.96	3
Credit Card	0.00	0
<b>Total</b>	<b>141.96</b>	<b>3</b>

<b>Last Assessor Bridge</b>	
Run on:	02/02/2020

## Summary of Cash Collections - Year to Date

### REAL ESTATE


Uncollected - 1.77%  
Collected - 98.23%

### PERSONAL PROPERTY


Uncollected - 3.15%  
Collected - 96.85%

### MV REGULAR

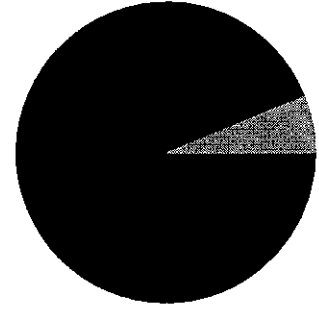
Uncollected - 6.04%  
Collected - 93.96%



Total Due = \$87,037.74  
 Total Paid = \$4,842,773.45



Total Due = \$19,223.83  
 Total Paid = \$591,916.40



Total Due = \$43,374.06  
 Total Paid = \$675,206.66

Type	Total Billed	Total Paid	Total Due	Percent Collected
REAL ESTATE	4,929,811.19	4,842,773.45	87,037.74	98.23
PERSONAL PRO	611,140.23	591,916.40	19,223.83	96.85
MOTOR VEHICL	718,580.72	675,206.66	43,374.06	93.96
MOTOR VEHICL	71,790.36	58,385.47	13,404.89	81.33
<b>TOTALS:</b>	<b>\$6,331,322.50</b>	<b>\$6,168,281.98</b>	<b>\$163,040.52</b>	

## Summary of Cash Collections - Year to Date

Type	Taxes	Bond Int	Interest	Lien	Fees	Total
REAL ESTATE	4,842,773.45	0.00	8,727.60	24.00	0.00	4,851,525.05
PERSONAL PROPERTY	591,469.10	0.00	475.88	0.00	0.00	591,944.98
MOTOR VEHICLE	674,017.82	0.00	5,552.41	0.00	0.00	679,570.23
MOTOR VEHICLE SUPPL	58,385.47	0.00	221.53	0.00	0.00	58,607.00
TOTALS:	6,166,645.84	0.00	14,977.42	24.00	0.00	6,181,647.26